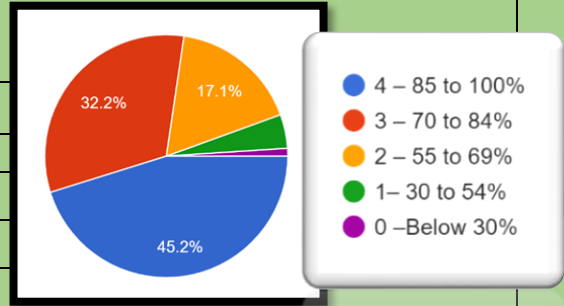




St. Thomas College, Ruabandha Sector, Bhilai Students Satisfaction Survey Session 2024-25

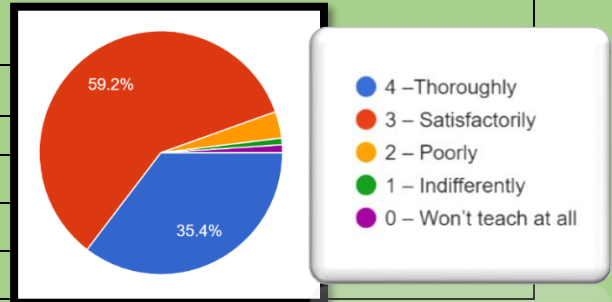
1. How much of the syllabus was covered in the class?

4 – 85 to 100%	562
3 – 70 to 84%	401
2 – 55 to 69%	212
1– 30 to 54%	56
0- Below 30%	13



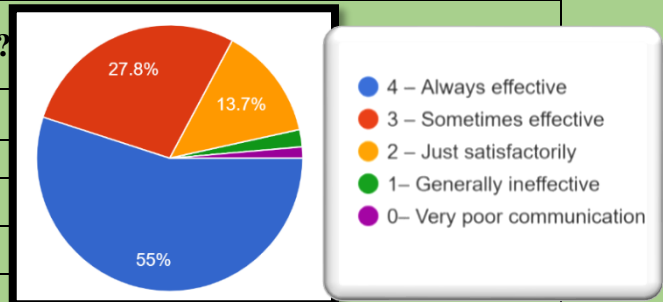
2. How well did the teachers prepare for the classes?

4 – Thoroughly	440
3 – Satisfactorily	736
2 – Poorly	44
1– Indifferently	11
0- Won't Teach at all	13



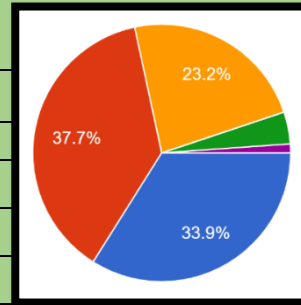
3. How well were the teachers able to communicate?

4 – Always effective	684
3 – Sometimes effective	346
2 – Just satisfactorily	171
1– Generally ineffective	26
0– Very poor communication	17



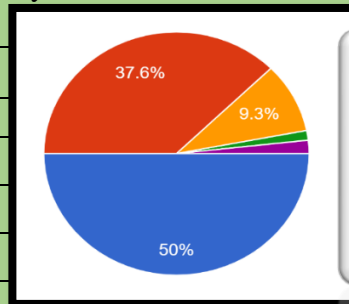
4. The teacher's approach to teaching can best be described as

4- Excellent	422
3 - Very good	469
2 - Good	289
1 - Fair	50
0- Poor	14



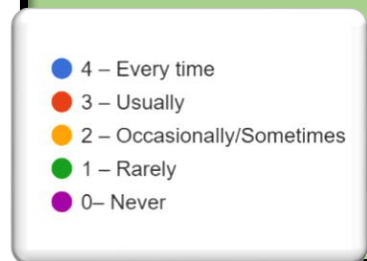
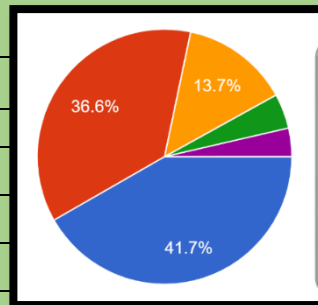
5. Fairness of the internal evaluation process by the teachers

4 - Always fair	622
3 - Usually fair	468
2- Sometimes unfair	116
1 - Usually unfair	16
0- Unfair	22



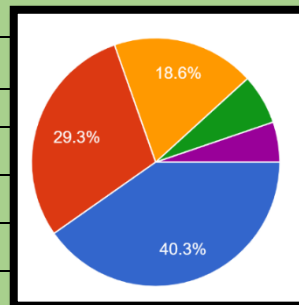
6. Was your performance in assignments discussed with you?

4 - Every time	519
3 - Usually	455
2 - Occasionally/Sometimes	170
1 - Rarely	55
0- Never	45



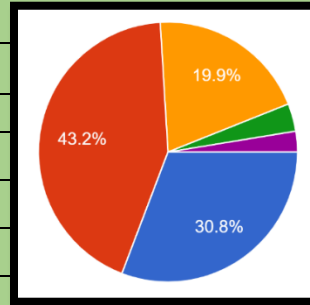
7. The institute takes active interest in promoting internship, student exchange, field visit opportunities for students

4 - Regularly	501
3 - Often	365
2 - Sometimes	232
1 - Rarely	81
0- Never	65



8. The teaching and mentoring process in your institution facilitates you in cognitive, social and emotional growth.

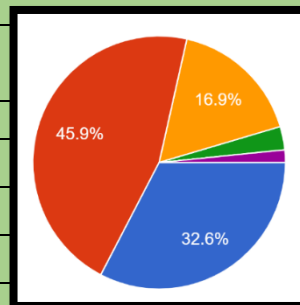
4 – Significantly	383
3 – Very well	538
2 – Moderately	248
1 – Marginally	43
0– Not at all	32



- 4 – Significantly
- 3 – Very well
- 2 – Moderately
- 1 – Marginally
- 0– Not at all

9. The institution provides multiple opportunities to learn and grow.

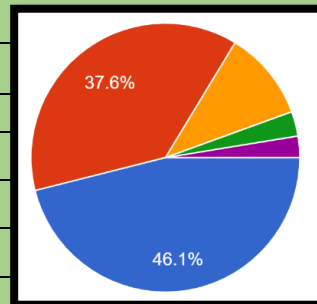
4 – Strongly agree	406
3 – Agree	571
2 – Neutral	210
1 – Disagree	37
0– Strongly disagree	20



- 4 – Strongly agree
- 3 – Agree
- 2 – Neutral
- 1 – Disagree
- 0– Strongly disagree

10. Teachers inform you about your expected competencies, course outcomes and programme outcomes

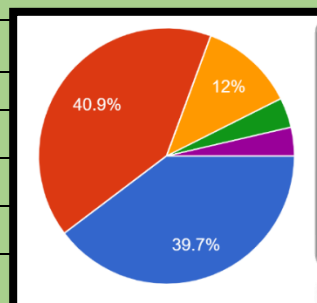
4 – Every time	573
3 – Usually	468
2– Occasionally/Sometimes	134
1 – Rarely	37
0– Never	32



- 4 – Every time
- 3 – Usually
- 2– Occasionally/Sometimes
- 1 – Rarely
- 0– Never

11. Your mentor does a necessary follow-up with an assigned task to you

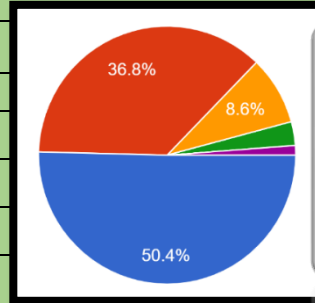
4 – Every time	494
3 – Usually	509
2 – Occasionally/Sometimes	149
1 – Rarely	47
0– I don't have a mentor	45



- 4 – Every time
- 3 – Usually
- 2 – Occasionally/Sometimes
- 1 – Rarely
- 0 – I don't have a mentor

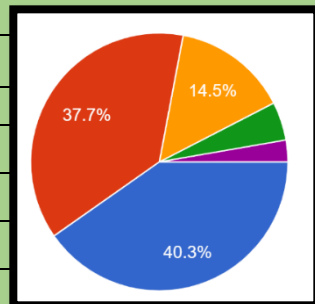
12. The teachers illustrate the concepts through examples and applications

4 – Every time	627
3 – Usually	458
2 – Occasionally/Sometimes	107
1– Rarely	37
0 – Never	15



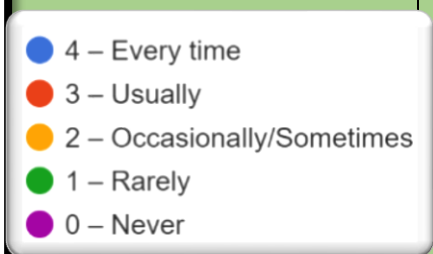
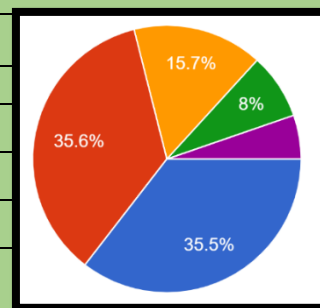
13. The teachers identify your strengths and encourage you with providing right level of challenges.

4 – Every time	501
3 – Usually	469
2 – Occasionally/Sometimes	180
1– Rarely	60
0 – Never	34



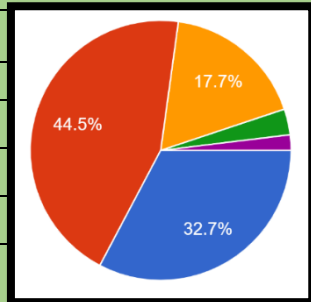
14. Teachers are able to identify your weaknesses and help you to overcome them.

4 – Every time	441
3 – Usually	443
2 – Occasionally/Sometimes	195
1 – Rarely	99
0– Never	66



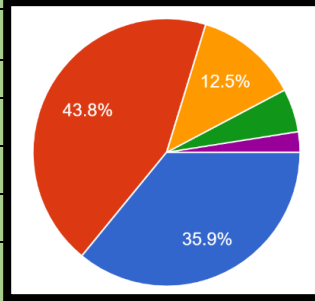
15. The institution makes effort to engage students in the monitoring, review and continuous quality improvement of the teaching learning process.

4 – Strongly agree	407
3 – Agree	553
2 – Neutral	220
1 – Disagree	40
0– Strongly disagree	24



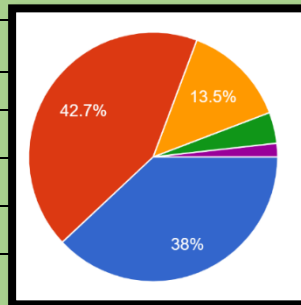
16. The institute/ teachers use student centric methods, such as experiential learning, participative learning and problem-solving methodologies for enhancing learning experiences

4 – To a great extent	447
3 – Moderate	545
2– Somewhat	156
1 – Very little	65
0– Not at all	31



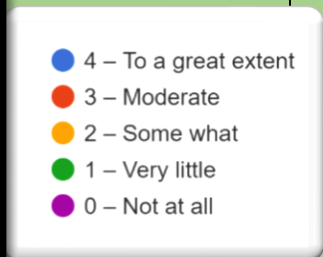
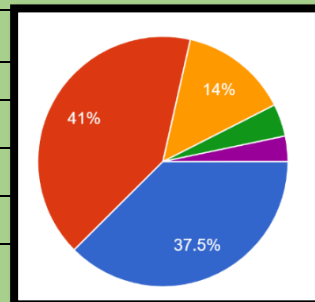
17. Teachers encourage you to participate in extracurricular activities.

4 – Strongly agree	473
3 – Agree	531
2– Neutral	168
1– Disagree	50
0- Strongly disagree	22



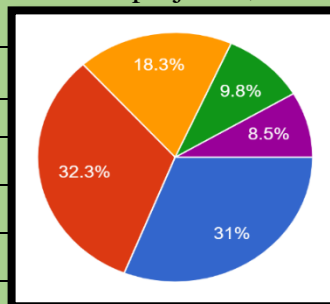
18. Efforts are made by the institute/ teachers to inculcate soft skills, life skills and employ ability skills to make you ready for the world of work.

4 – To a great extent	467
3 – Moderate	402
2 - Somewhat	228
1 – Very little	122
0 – Not at all	106



19. What percentage of teachers use ICT tools such as LCD projector, Multimedia, etc. while teaching.

4- Regularly	386
3- Often	402
2- Sometimes	228
1- Rarely	122
0- Never	106



20. The overall quality of teaching-learning process in your institute is very good.

4 – Strongly agree	428
3 – Agree	546
2 – Neutral	217
1 – Disagree	30
0 – Strongly disagree	23

