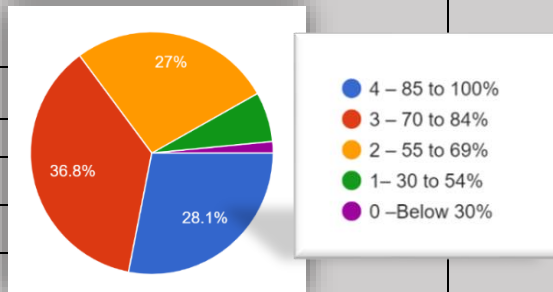




**St. Thomas College, Ruabandha Sector, Bhilai**  
**Students Satisfaction Survey**  
**Session 2023-24**

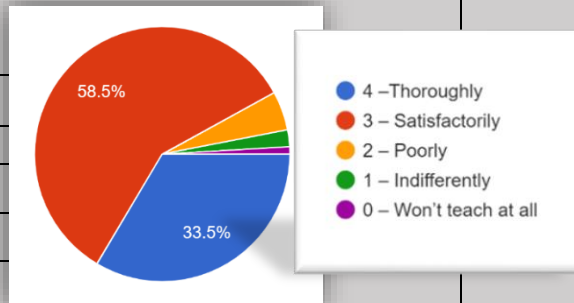
**1. How much of the syllabus was covered in the class?**

<b>4 – 85 to 100%</b>	<b>330</b>
<b>3 – 70 to 84%</b>	<b>432</b>
<b>2 – 55 to 69%</b>	<b>317</b>
<b>1– 30 to 54%</b>	<b>78</b>
<b>0- Below 30%</b>	<b>18</b>



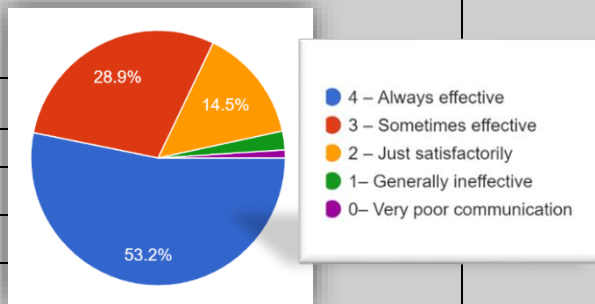
**2. How well did the teachers prepare for the classes?**

<b>4 – Thoroughly</b>	<b>394</b>
<b>3 – Satisfactorily</b>	<b>687</b>
<b>2 – Poorly</b>	<b>58</b>
<b>1– Indifferently</b>	<b>25</b>
<b>0- Won't Teach at all</b>	<b>11</b>



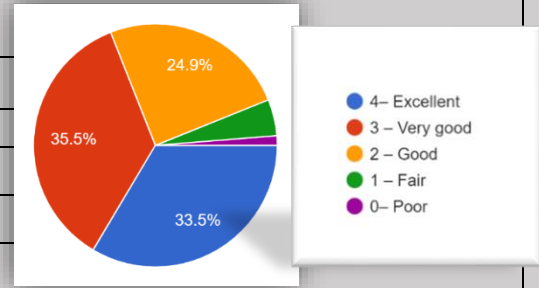
**3. How well were the teachers able to communicate?**

<b>4 – Always effective</b>	<b>625</b>
<b>3 – Sometimes effective</b>	<b>340</b>
<b>2 – Just satisfactorily</b>	<b>170</b>
<b>1– Generally ineffective</b>	<b>28</b>
<b>0– Very poor communication</b>	<b>12</b>



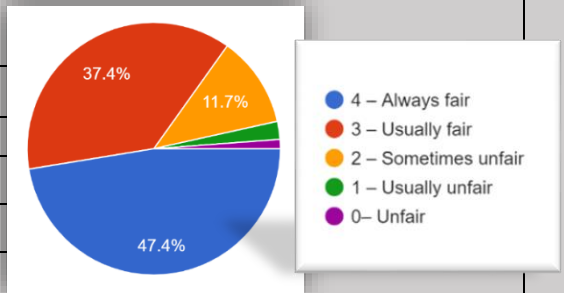
4. The teacher's approach to teaching can best be described as

4- Excellent	394
3 - Very good	417
2 - Good	292
1 - Fair	57
0- Poor	15



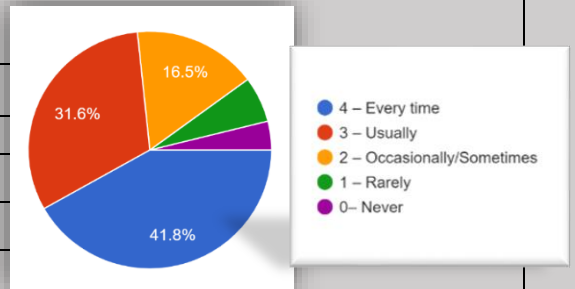
5. Fairness of the internal evaluation process by the teachers

4 - Always fair	557
3 - Usually fair	440
2- Sometimes unfair	137
1 - Usually unfair	27
0- Unfair	14



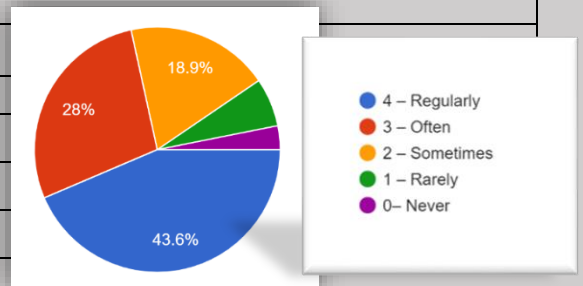
6. Was your performance in assignments discussed with you?

4 - Every time	491
3 - Usually	371
2 - Occasionally/Sometimes	194
1 - Rarely	73
0- Never	46



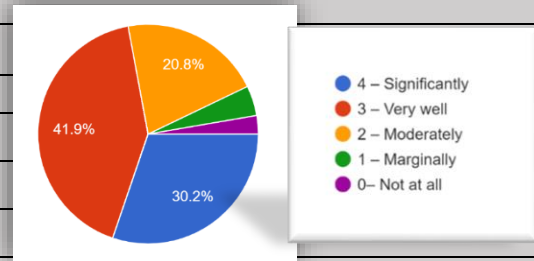
7. The institute takes active interest in promoting internship, student exchange, field visit opportunities for students

4 - Regularly	512
3 - Often	392
2 - Sometimes	222
1 - Rarely	75
0- Never	37



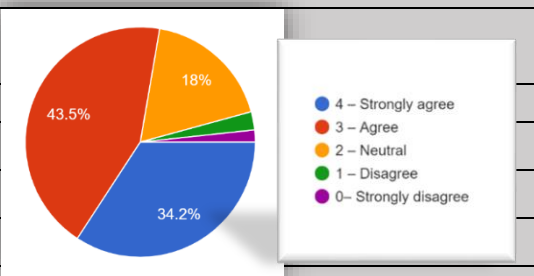
8. The teaching and mentoring process in your institution facilitates you in cognitive, social and emotional growth.

4 – Significantly	355
3 – Very well	492
2 – Moderately	244
1 – Marginally	52
0– Not at all	32



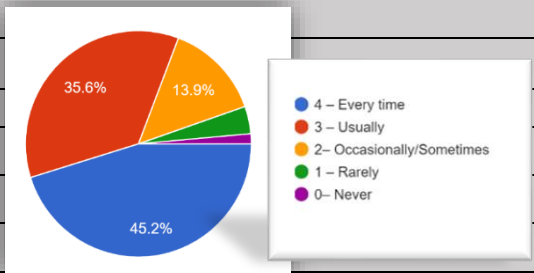
9. The institution provides multiple opportunities to learn and grow.

4 – Strongly agree	402
3 – Agree	511
2 – Neutral	212
1 – Disagree	30
0– Strongly disagree	20



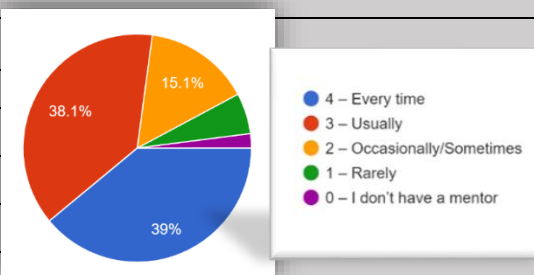
10. Teachers inform you about your expected competencies, course outcomes and programme outcomes

4 – Every time	531
3 – Usually	418
2– Occasionally/Sometimes	163
1 – Rarely	46
0– Never	17



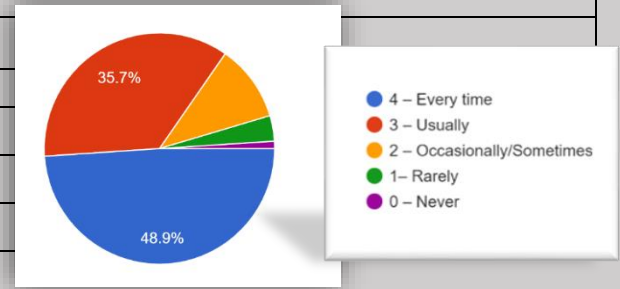
11. Your mentor does a necessary follow-up with an assigned task to you

4 – Every time	438
3 – Usually	448
2 – Occasionally/Sometimes	177
1 – Rarely	68
0– I don't have a mentor	24



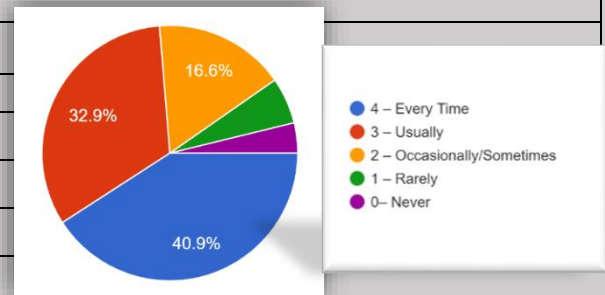
12. The teachers illustrate the concepts through examples and applications

4 – Every time	575
3 – Usually	420
2 – Occasionally/Sometimes	126
1– Rarely	42
0 – Never	12



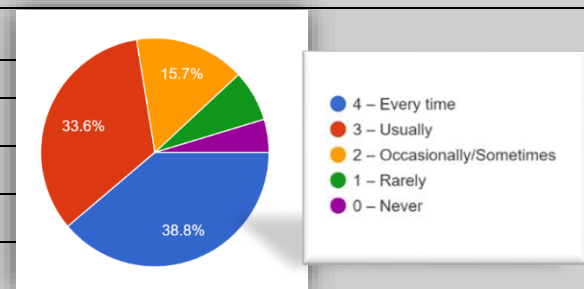
13. The teachers identify your strengths and encourage you with providing right level of challenges.

4 – Every time	-480
3 – Usually	-386
2 – Occasionally/Sometimes	-195
1– Rarely	-69
0 – Never	-45



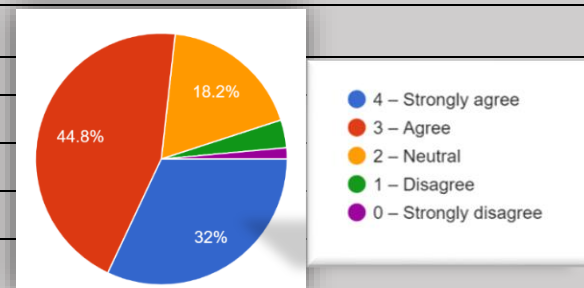
14. Teachers are able to identify your weaknesses and help you to overcome them.

4 – Every time	-456
3 – Usually	-395
2 – Occasionally/Sometimes	-184
1 – Rarely	-85
0– Never	-55



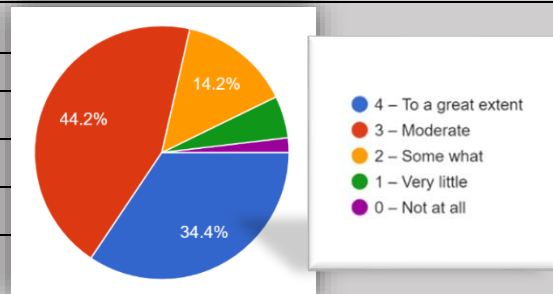
15. The institution makes effort to engage students in the monitoring, review and continuous quality improvement of the teaching learning process.

4 – Strongly agree	-376
3 – Agree	-526
2 – Neutral	-214
1 – Disagree	-42
0– Strongly disagree	-17



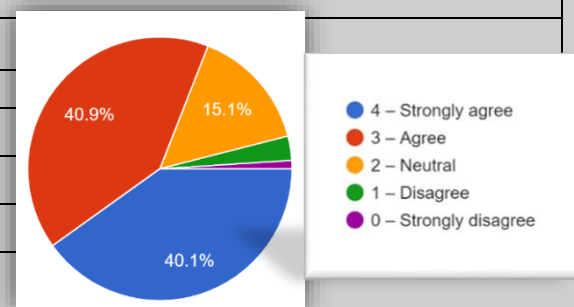
16. The institute/ teachers use student centric methods, such as experiential learning, participative learning and problem-solving methodologies for enhancing learning experiences

4 – To a great extent	-404
3 – Moderate	-526
2– Somewhat	-214
1 – Very little	-42
0– Not at all	-17



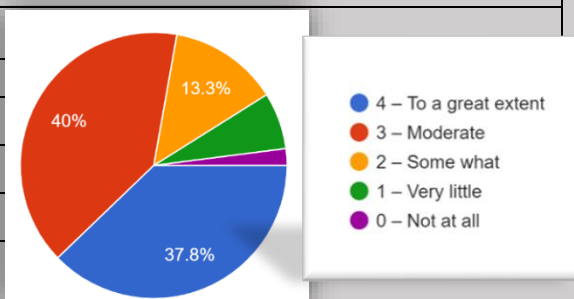
17. Teachers encourage you to participate in extracurricular activities.

4 – Strongly agree	-471
3 – Agree	-480
2– Neutral	-177
1– Disagree	-35
0- Strongly disagree	-12



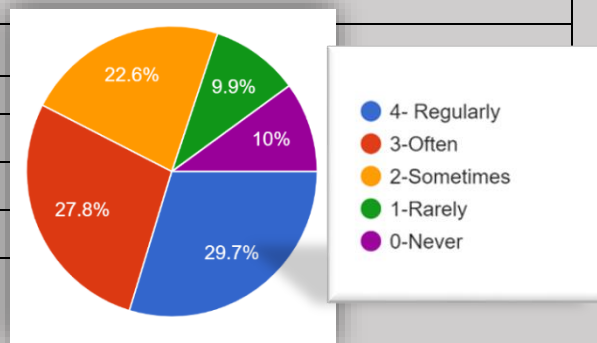
18. Efforts are made by the institute/ teachers to inculcate soft skills, life skills and employ ability skills to make you ready for the world of work.

4 – To a great extent	-444
3 – Moderate	-470
2 - Somewhat	-156
1 – Very little	-81
0 – Not at all	-24



19. What percentage of teachers use ICT tools such as LCD projector, Multimedia, etc. while teaching.

4- Regularly	-349
3- Often	-327
2- Sometimes	-265
1- Rarely	-116
0- Never	-118



20. The overall quality of teaching-learning process in your institute is very good.

4 –Strongly agree	-409
3 – Agree	-493
2 – Neutral	-231
1 – Disagree	-26
0 – Strongly disagree	-16

