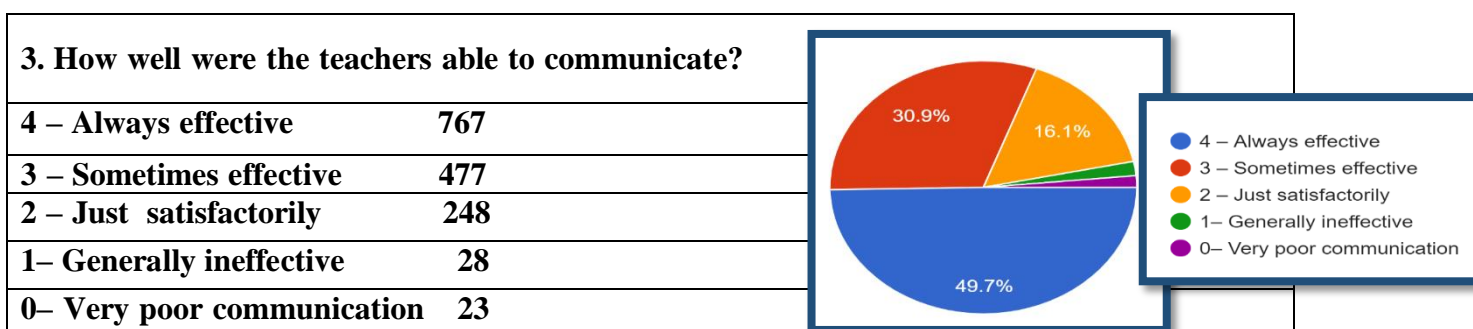
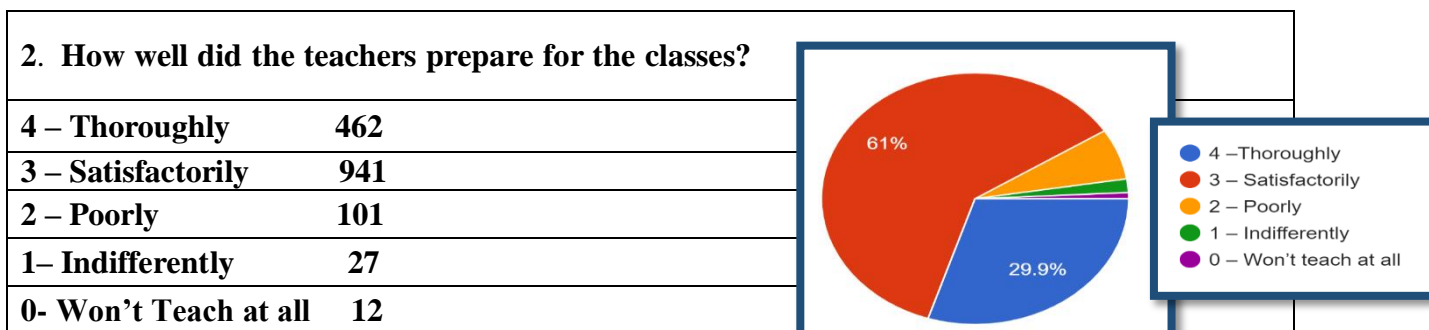
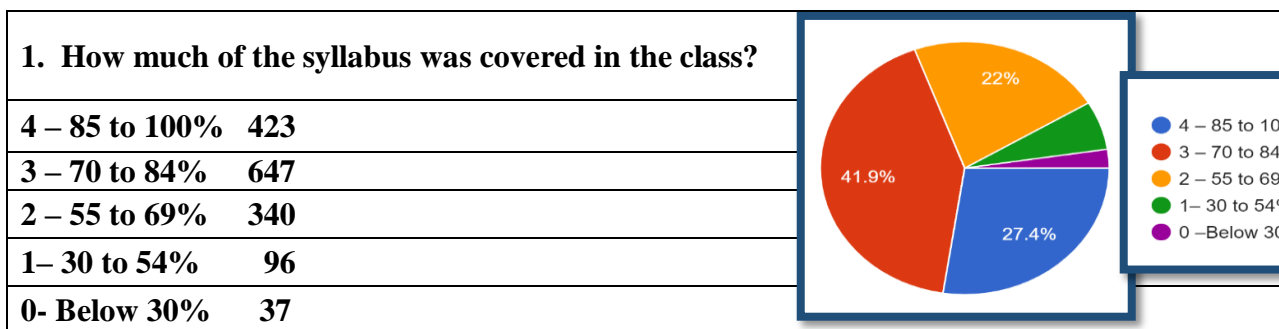


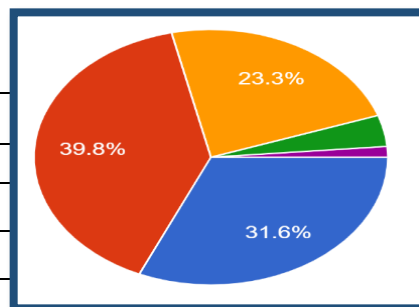


St. Thomas College, Ruabandha Sector, Bhilai
Students Satisfaction Survey
Session 2022-23



4. The teacher's approach to teaching can best be described as

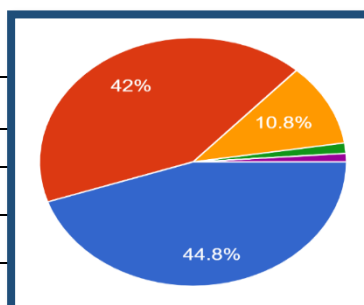
| | |
|---------------|-----|
| 4- Excellent | 488 |
| 3 - Very good | 614 |
| 2 - Good | 359 |
| 1 - Fair | 61 |
| 0- Poor | 21 |



4- Excellent
 3 - Very good
 2 - Good
 1 - Fair
 0- Poor

5. Fairness of the internal evaluation process by the teachers

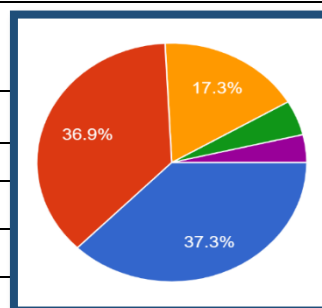
| | |
|---------------------|-----|
| 4 - Always fair | 691 |
| 3 - Usually fair | 648 |
| 2- Sometimes unfair | 166 |
| 1 - Usually unfair | 21 |
| 0- Unfair | 17 |



4 - Always fair
 3 - Usually fair
 2 - Sometimes unfair
 1 - Usually unfair
 0- Unfair

6. Was your performance in assignments discussed with you?

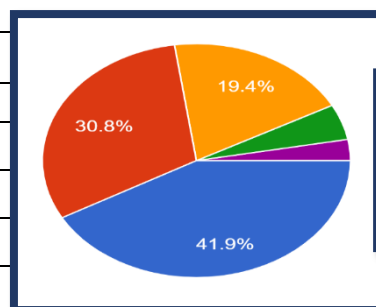
| | |
|----------------------------|-----|
| 4 - Every time | 576 |
| 3 - Usually | 569 |
| 2 - Occasionally/Sometimes | 267 |
| 1 - Rarely | 73 |
| 0- Never | 58 |



4 - Every time
 3 - Usually
 2 - Occasionally/Sometimes
 1 - Rarely
 0- Never

7. The institute takes active interest in promoting internship, student exchange, field visit opportunities for students

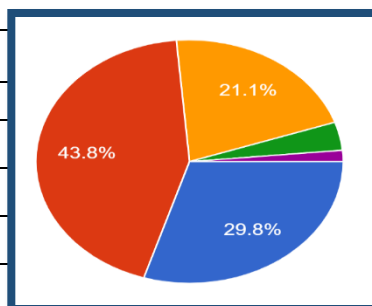
| | |
|---------------|-----|
| 4 - Regularly | 646 |
| 3 - Often | 476 |
| 2 - Sometimes | 300 |
| 1 - Rarely | 76 |
| 0- Never | 45 |



4 - Regularly
 3 - Often
 2 - Sometimes
 1 - Rarely
 0- Never

8. The teaching and mentoring process in your institution facilitates you in cognitive, social and emotional growth.

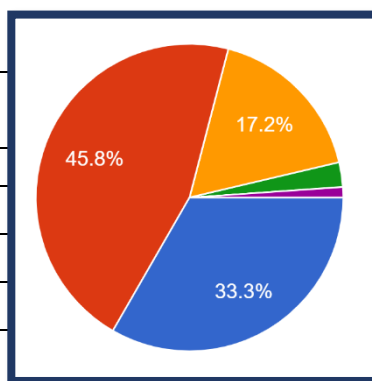
| | |
|-------------------|-----|
| 4 – Significantly | 460 |
| 3 – Very well | 676 |
| 2 – Moderately | 326 |
| 1 – Marginally | 58 |
| 0– Not at all | 23 |



4 – Significantly
3 – Very well
2 – Moderately
1 – Marginally
0– Not at all

9. The institution provides multiple opportunities to learn and grow.

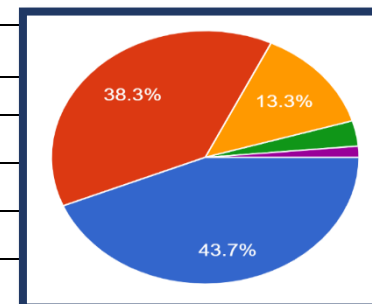
| | |
|----------------------|-----|
| 4 – Strongly agree | 514 |
| 3 – Agree | 706 |
| 2 – Neutral | 266 |
| 1 – Disagree | 40 |
| 0– Strongly disagree | 17 |



4 – Strongly agree
3 – Agree
2 – Neutral
1 – Disagree
0– Strongly disagree

10. Teachers inform you about your expected competencies, course outcomes and programme outcomes

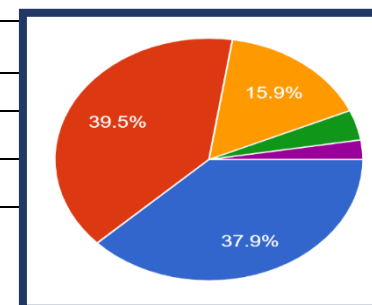
| | |
|---------------------------|-----|
| 4 – Every time | 675 |
| 3 – Usually | 591 |
| 2– Occasionally/Sometimes | 205 |
| 1 – Rarely | 50 |
| 0– Never | 22 |



4 – Every time
3 – Usually
2– Occasionally/Sometimes
1 – Rarely
0– Never

11. Your mentor does a necessary follow-up with an assigned task to you

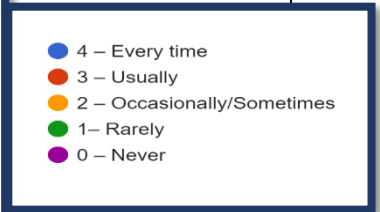
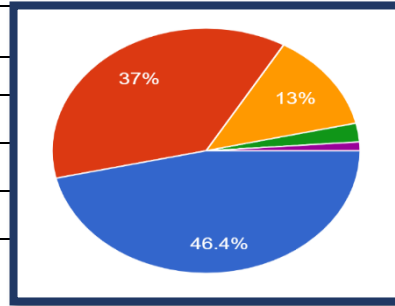
| | |
|----------------------------|-----|
| 4 – Every time | 585 |
| 3 – Usually | 610 |
| 2 – Occasionally/Sometimes | 246 |
| 1 – Rarely | 62 |



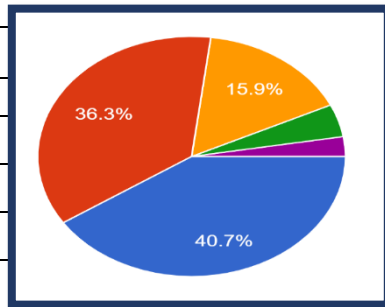
4 – Every time
3 – Usually
2 – Occasionally/Sometimes
1 – Rarely
0 – I don't have a mentor

| | |
|--------------------------|----|
| 0– I don't have a mentor | 40 |
|--------------------------|----|

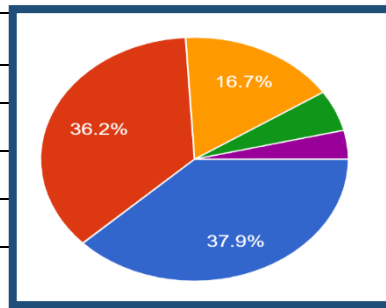
| | |
|--|-----|
| 12. The teachers illustrate the concepts through examples and applications | |
| 4 – Every time | 716 |
| 3 – Usually | 571 |
| 2 – Occasionally/Sometimes | 200 |
| 1– Rarely | 38 |
| 0 – Never | 18 |



| | |
|--|-----|
| 13. The teachers identify your strengths and encourage you with providing right level of challenges. | |
| 4 – Every time | 628 |
| 3 – Usually | 560 |
| 2 – Occasionally/Sometimes | 246 |
| 1– Rarely | 68 |
| 0 – Never | 41 |

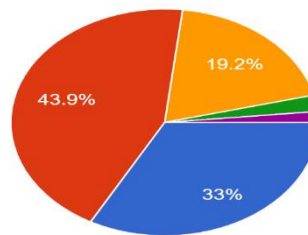


| | |
|--|-----|
| 14. Teachers are able to identify your weaknesses and help you to overcome them. | |
| 4 – Every time | 585 |
| 3 – Usually | 558 |
| 2 – Occasionally/Sometimes | 257 |
| 1 – Rarely | 84 |
| 0– Never | 59 |



| | |
|--|-----|
| 15. The institution makes effort to engage students in the monitoring, review and continuous quality improvement of the teaching learning process. | |
| 4 – Strongly agree | 509 |
| 3 – Agree | 677 |

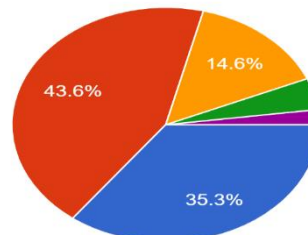
| | |
|----------------------|-----|
| 2 – Neutral | 297 |
| 1 – Disagree | 36 |
| 0– Strongly disagree | 24 |



4 – Strongly agree
 3 – Agree
 2 – Neutral
 1 – Disagree
 0 – Strongly disagree

16. The institute/ teachers use student centric methods, such as experiential learning, participative learning and problem-solving methodologies for enhancing learning experiences

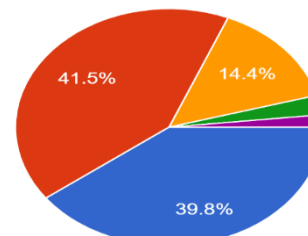
| | |
|-----------------------|-----|
| 4 – To a great extent | 545 |
| 3 – Moderate | 673 |
| 2– Somewhat | 297 |
| 1 – Very little | 36 |
| 0– Not at all | 27 |



4 – To a great extent
 3 – Moderate
 2 – Somewhat
 1 – Very little
 0 – Not at all

17. Teachers encourage you to participate in extracurricular activities.

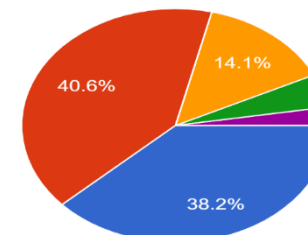
| | |
|----------------------|-----|
| 4 – Strongly agree | 614 |
| 3 – Agree | 640 |
| 2– Neutral | 222 |
| 1– Disagree | 41 |
| 0– Strongly disagree | 26 |



4 – Strongly agree
 3 – Agree
 2 – Neutral
 1 – Disagree
 0 – Strongly disagree

18. Efforts are made by the institute/ teachers to inculcate soft skills, life skills and employ ability skills to make you ready for the world of work.

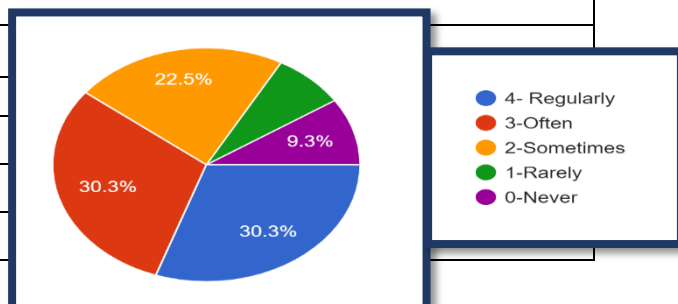
| | |
|-----------------------|-----|
| 4 – To a great extent | 589 |
| 3 – Moderate | 627 |
| 2 – Somewhat | 217 |
| 1 – Very little | 71 |
| 0 – Not at all | 39 |



4 – To a great extent
 3 – Moderate
 2 – Somewhat
 1 – Very little
 0 – Not at all

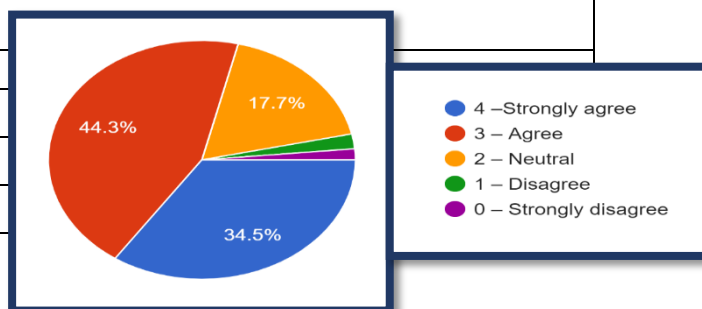
19. What percentage of teachers use ICT tools such as LCD projector, Multimedia, etc. while teaching.

| | |
|--------------|-----|
| 4- Regularly | 468 |
| 3- Often | 467 |
| 2- Sometimes | 347 |
| 1- Rarely | 118 |
| 0- Never | 143 |



20. The overall quality of teaching-learning process in your institute is very good.

| | |
|-----------------------|-----|
| 4 –Strongly agree | 533 |
| 3 – Agree | 683 |
| 2 – Neutral | 273 |
| 1 – Disagree | 31 |
| 0 – Strongly disagree | 23 |



[Handwritten signature]

